



# Year 4 Curriculum Newsletter: Spring 2


Below are the key learning links for each subject that will be covered in Year 4 this half term.



## English

### Novel as a Theme

Explore, identify and use Standard English verb inflections for writing e.g. *We were* instead of *we was*; *I was* instead of *I were*; *I did* instead of *I do ne*. - Improve and compose dialogue, demonstrating their understanding of Standard and non-Standard English.



- Create sentences with fronted adverbials for 'when' and 'where'
- Discuss and record ideas for planning e.g. *story board, boxing-up text types to create a plan.* - Develop settings and characterisation using vocabulary to create atmosphere.
- Plan and write an opening paragraph which combines the introduction of a setting and character/s.

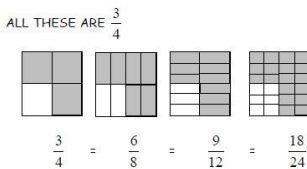
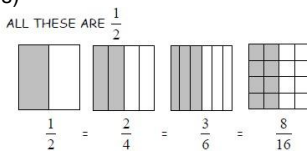
### Non-Chronological Reports

- Identify, select and use determiners e.g. *a, the, this, that, these, those, some, many, every.* - Explore, identify and use Standard English verb inflections for writing e.g. *We were* instead of *we was*; *I was* instead of *I were*; *I did* instead of *I done*. - Identify and discuss the purpose, audience, structure, vocabulary and grammar of non-fiction. - Discuss and record ideas for planning e.g. *boxingup text types to create a plan.* - Use paragraphs to organise writing in non-fiction texts.
- Use organisational devices in non-fiction writing, e.g. captions, text boxes, diagram, lists.

## Maths

### FRACTIONS

- Understand and use improper fractions
- Convert between improper fractions and mixed numbers.
- Find equivalent fractions
- Add and subtract fractions (including mixed numbers)



### DECIMALS

- Understand the equivalence between tenths as a fraction and a decimal.
- Place tenths on a place value grid and on a number line.
- Understand the equivalence between hundredths as a fraction and a decimal.
- Place hundredths on a place value grid and on a number line.
- Divide 1 and 2 digit numbers by 10 and 100.

tens	units	tenths	hundredths
8	2	6	4

• This represents 4 hundredths =  $\frac{4}{100}$

## Physical Education

### Invasion Games - Movement

This lesson gives children the opportunity to attempt to achieve all learning goals for the unit: to play competitively, to develop teamwork, attacking & defending, to consolidate dribbling and develop the skills to finding space.

### Swimming

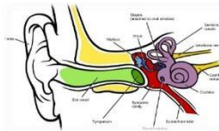
This lesson gives children the opportunity to develop both their arm and leg actions when attempting back crawl, think about their breathing as well as begin to evaluate their own and other's technique.

**Please make sure that children have full PE kit in school and children do NOT wear earrings/sharp hair accessories on PE day.**

## Science

### Sound

- Good Vibrations - I can describe and explain sound sources
- Hearing Sounds - I can explain how different sounds travel.
- Higher and Lower - I can explore ways to change the pitch of a sound.
- String Telephone - I can investigate ways to absorb sound.
- Soundproofing - I can investigate ways to absorb sound.
- Making Music - I can make a musical instrument to play different sounds.



## RE

### 4.4 A story of betrayal or trust?

- that trust and forgiveness are key Christian values.
- that Christians believe that they can trust Jesus.
- that the events of Holy Week and Easter are key to understanding what Jesus came to earth to do.
- that the incidents of betrayal and trust are significant.
- identify and explain the significance of the incidents of betrayal and trust in the Easter story – God's salvation plan.
- use key religious vocabulary to describe and talk about the importance of forgiveness in Christianity and in my own life.



## Routines to Remember

PE: Weekly Full PE Kit should be in school (white t-shirt, black shorts/leggings, trainers)

Reading: 3 times per week is an essential part of home reading learning  
Spellings: Handed out weekly for a quick test at the start of the week.



TT Rockstars: To be completed during the week. Children to reach 100 points target. If children do not have access to internet at home, there will be time in school for them to take part.

## Art

### Painting and Mixed Media – Light and Dark

- Tints and shades -investigating different ways of applying paint.
- Three dimensions - using tints and shades to give a three-dimensional effect when painting. Painting techniques – exploring how paint can create very different effects.
- Composition – consider proportion and composition when planning a still-life painting. : Still life - apply knowledge of colour mixing and painting techniques to create a finished piece.



## Geography

### Water

#### Changing State

- I can explain the three states of matter.

#### The Water Cycle

- I can explain the key aspects of the water cycle

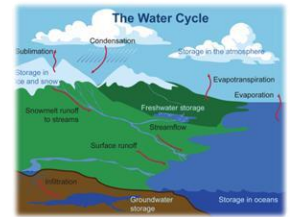
#### Making Clouds

and Rain - I can explain how clouds and rain are formed.

Treating Water - I can explain how and why drinking water is cleaned.

Floods - I can explain the causes and effects of flooding

Water Pollution - I understand the causes and effects of water pollution.



## PSHE – SCARF

### Rights and Responsibilities

- Explain how different people in the school and local community help them stay healthy and safe
- Identify some rights and also responsibilities that come with these
- Understand the reason we have rules



## Computing

### Coding -

- To review coding vocabulary and knowledge.
- To begin to understand selection in computer programming.
- To understand how to use co-ordinates in computer programming.



## French

### Animals and Colours To

- learn how to pronounce words beginning with vowels. To construct sentences.
- To construct simple written sentences. To learn colours and use as adjectives. To create grammatically correct sentences.

## Christian Values

**Endurance**  
**Forgiveness**  
**Friendship**  
**Koinonia**  
**Peace**  
**Thankfulness**  
**Trust**

## British Values

**Democracy**  
**The rule of law**  
**Individual liberty**  
**Mutual respect**  
**Tolerance of those of different faiths and beliefs**